




Technical Data

SPECIFICATION INFORMATION

	Tile Size EN 427 	Thickness EN 428 	Carton size	Pieces per carton	Weight per carton 
Bamboo Earth Woods	4" x 36" 101.6 x 914.4mm	0.098" / 2.5mm	36 sq.ft. 3.34 sq. m.	36 planks	33lb 15kg
Antique Woods Natural Woods	6" x 36" 152.3 x 914.4mm	0.098" / 2.5mm	36 sq.ft. 3.34 sq. m.	24 planks	33lb 15kg
Weathered Concrete	6" x 48" 152.3 x 1219.2mm	0.098" / 2.5mm	36 sq.ft. 3.34 sq. m.	18 planks	33lb 15kg
Cork Solids	12" x 12" 304.8 x 304.8mm	0.098" / 2.5mm	36 sq.ft. 3.34 sq. m.	36 squares	33lb 15kg
Shale	12" x 24" 304.8 x 609.6mm	0.098" / 2.5mm	40 sq.ft. 3.72 sq. m.	20 slabs	36.3lb 26.5kg
Bird's Eye Maple Clovelly CL41110, CL42112 Imagination IM7001, IM7011, IM7021, IM7041, IM7045 Granite	18" x 18" 457.2 x 457.2mm	0.098" / 2.5mm	45 sq.ft. 4.18 sq.m.	20 squares	40.7lb 18.5kg
Cow Elements Imagination IM7013, IM7014 Weathered Concrete	10" x 30" 254 x 762mm	0.098" / 2.5mm	37.5 sq.ft. 3.48 sq.m.	18 rectangles	34.1lb 15.5kg
Concrete Clovelly CL42516, CL42511, CL42512 Elements Finger Print Hammered Aluminum Imagination IM7016, IM7052 Sparkly Chips Stained Concrete Tread Plate	24" x 24" 609.6 x 609.6mm	0.098" / 2.5mm	40 sq.ft. 3.72 sq.m.	10 squares	37.4lb 17kg
Cow Imagination IM7012	30" x 30" 762 x 762mm	0.098" / 2.5mm	37.5 sq.ft. 3.72 sq. m.	6 squares	37.4lb 17kg
Tatao & Ando Rusted Steel	36" x 24" 914.4 x 609.6mm	0.098" / 2.5mm	36 sq.ft. 3.34 sq. m.	6 slabs	35.2lb 16kg
Inset strips	1/4"x36" / 1/2"x36" 6.5mm x 914.4mm 12.7mm x 914.4mm	0.098" / 2.5mm	Tube	50 pcs 25 pcs	5.28lb / 2.4kg 5.28lb / 2.4kg