




## Technical Data

**SPECIFICATION INFORMATION**

	<b>Tile Size</b> <b>EN 427</b> 	<b>Thickness</b> <b>EN 428</b> 	<b>Carton Size</b>	<b>Pieces per carton</b>	<b>Weight</b> <b>EN 430</b> 
<b>Bamboo</b> <b>Earth Woods</b>	4" x 36" 101.6 x 914.4mm	0.098" / 2.5 mm	36 sq. ft. 3.34 sq. meters	36 planks	33lb 15kg
<b>Antique Woods</b> <b>Natural Woods</b>	6" x 36" 152.3 x 914.4mm	0.098" / 2.5 mm	36 sq. ft. 3.34 sq. meters	24 planks	33lb 15kg
<b>Weathered Concrete</b>	6" x 48" 152.3 x 1219.2mm	0.098" / 2.5 mm	36 sq. ft. 3.34 sq. meters	18 planks	33lb 15kg
<b>Cork</b> <b>Solids</b>	12" x 12" 304.8 x 304.8mm	0.098" / 2.5 mm	36 sq. ft. 3.34 sq. meters	36 squares	33lb 15kg
<b>Shale</b>	12" x 24" 304.8 x 609.6mm	0.098" / 2.5 mm	40 sq. ft. 3.72 sq. meters	20 slabs	36.3lb 16.5kg
<b>Bird's Eye Maple</b> <b>Clovelly</b> CL41110, CL42112 <b>Imagination</b> IM7001, IM7011, IM7021, IM7041, IM7045 <b>Granite</b>	18" x 18" 457.2 x 457.2mm	0.098" / 2.5 mm	45 sq. ft. 4.18 sq. meters	20 squares	40.7lb 18.5kg
<b>Cow</b> <b>Elements</b> <b>Weathered Concrete</b>	10" x 30" 254 x 762mm	0.098" / 2.5 mm	37.50 sq. ft. 3.48 sq. meters	18 rectangles	34.1lb 15.5kg
<b>Concrete</b> <b>Clovelly</b> CL42516, CL42511, CL42512 <b>Elements</b> <b>Finger Print</b> <b>Hammered Aluminum</b> <b>Imagination IM7052</b> <b>Sparkly Chips</b> <b>Stained Concrete</b> <b>Tread Plate</b>	24" x 24" 609.6 x 609.6mm	0.098" / 2.5 mm	40 sq. ft. 3.72 sq. meters	10 squares	37.4lb 17kg
<b>Cow</b>	30" x 30" 762 x 762mm	0.098" / 2.5 mm	37.50 sq. ft. 3.72 sq. meters	6 large squares	37.4lb 17kg
<b>Tadao &amp; Ando</b> <b>Rusted Steel</b>	36" x 24" 914.4 x 609.6mm	0.098" / 2.5 mm	36 sq. ft. 3.34 sq. meters	6 large slabs	35.2lb 16kg
<b>Inset strips</b>	1/4" x 36" / 1/2" x 36" 6.5mm x 914.4mm 12.7mm x 914.4mm	0.098" / 2.5 mm	Tube	50 pcs 25 pcs	5.28lb / 2.4kg 5.28lb / 2.4kg